




IEEE Xplore provides full text access to over 160 journals including the IEEE Transactions series, IEEE Proceedings and material from the IET, as well as conference proceedings, technical standards and some titles from the Morgan & Claypool ebook collection.

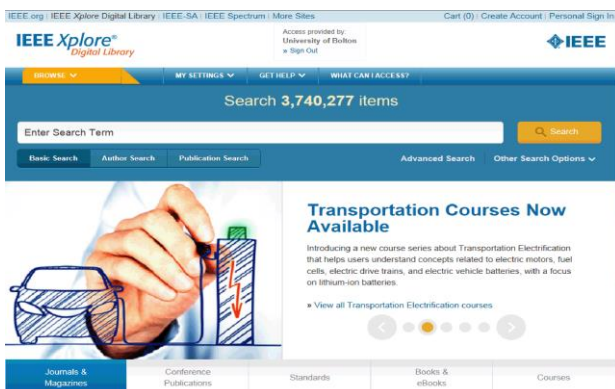
Location and logging on

IEEE Xplore can be found in the **Electronic Resources** section of the Library website or by using the **Databases** link from the Quick Links menu. Click on **I** on the A-Z List of Databases, then click on the **IEEE Xplore** link.



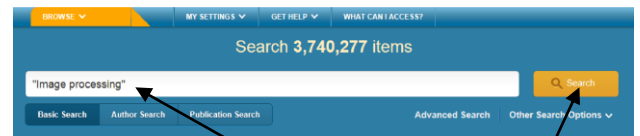
There are also links to IEEE Xplore from some subject guides.

At the University of Bolton's Electronic Resources Login page, enter your usual University username and password and then click on **Login**. The IEEE Xplore home page will load as shown below.



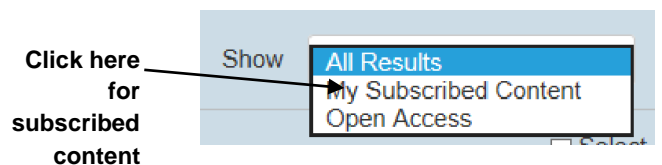
Accessing information

In the Search box enter a **keyword** or **phrase** and then click on **Search** on the right.



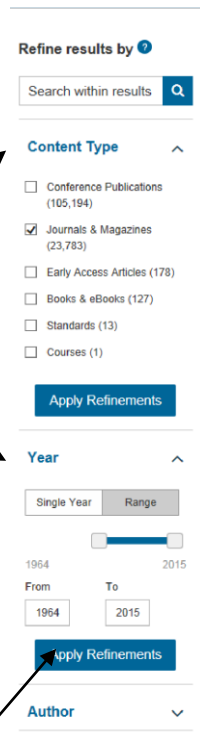
Type search terms here and then click here

Your results will now be displayed on screen. An open padlock icon beside the citation indicates content included in the Library's subscription. If you want to narrow your results to subscribed content only, select **My Subscribed Content** from the dropdown menu in the Show box at the top of the screen.



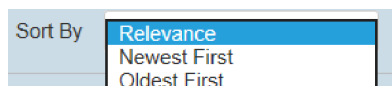
If you have too many results you can narrow your search by using the **Refine** facility to the left of the screen. This allows you to add more search terms, select a content type such as journals or conference proceedings, limit a search to a specific date range or search for a particular author or journal title.

Chose any of the options listed to narrow a search




Click on **Apply Refinements** after selecting a filter.

You can reorder your results by using the dropdown arrow in the **Sort by** box.

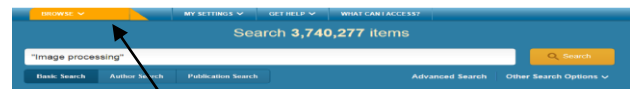


To view the abstract of an article to see if it is relevant to your research, click on the **Abstract** link. To view the full text of an article click on the **html** or **PDF** link.



To save or print a PDF document, click on the relevant icons on the PDF toolbar. If this is not visible on your screen, hover the mouse over the centre bottom of the screen.

Use the **Create Account** link on the top tool bar of the screen to create a personal account. This allows you to save searches, documents or other items you find on **IEEE Xplore** which can be accessed later. You can also set alerts to be notified of new material published in your chosen area.



You can **Browse** sections of the database or click on **Author Search** to look for the output of a particular person or **Publication Search** to look for journals, magazines, conference publications or standards. There is also the facility to do a more detailed search using the **Advanced Search** option.

If you need help at any point, simply click on the **Get Help** link at the top of the screen.

Don't forget to click on **Sign Out** at the top of the screen when you have finished using IEEE Xplore.



Further support and information:

Subject Help Desk: for immediate help during staffed opening hours, please speak to a member of staff at the Help Desk. Tel: 01204 903232 or email subjecthelp@bolton.ac.uk